

STUDENT ONLINE INSTRUCTION

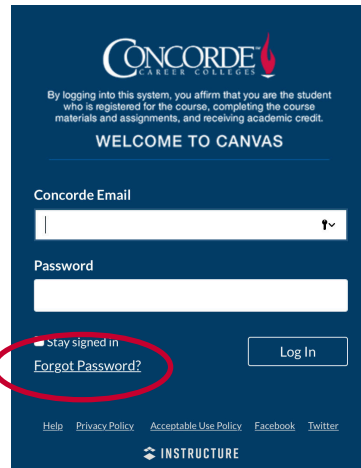


Due to the current situation with the coronavirus we will be temporarily teaching all courses online starting Monday March 23rd. This document contains some important and very useful information about how you can log in and participate in your classes online.

1.) How do I get online with Concorde?

Concorde uses an online teaching platform called Canvas. There are a couple of different ways that you can access your Canvas courses.

Using Chrome or Firefox on a computer or laptop you can point your browser to <https://concorde.instructure.com>. Just enter your Concorde email address and password. If you don't know your password, click the "Forgot Password" link on the login window.





2.) Can I use my Smartphone instead of a computer?

Yes! For **most** activities in your classes you can participate using your smartphone or tablet. Some activities, however, may be pretty difficult on the small screen and will require a computer or laptop.

Look for the Canvas Student App on either the Google Play store or on the iPhone app store.

[Canvas Student App on the GooglePlay Store](#)



[Canvas Student App on the iPhone App Store](#)

3.) I have never taken an online course before, what should I do?

- Online courses are nothing to be concerned about. If you have ever sent a text or e-mail on a computer or phone, read an article or watched a video online, you will have no problem with online courses! During this temporary situation we will be providing lots of support for you. The first thing we would suggest is to watch these two videos:

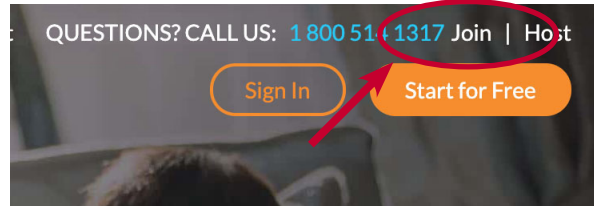
1. **A Canvas Overview** – about 5 minutes https://content2.concorde.edu/canvas/videos/Canvas_Course_Overview.mp4

2. **The Canvas Interface** – about 3 minutes https://content2.concorde.edu/canvas/videos/Canvas_Overview.mp4

- You should also log in and complete the Canvas Student Orientation course found here: <https://concorde.instructure.com/courses/1890>
- Next, please attend one of the following six live training sessions online for all students (*these are all the same, you only need to attend one*)
 1. Friday, March 20th at 1:00 PM Eastern, Noon Central, 11:00 AM Mountain, 10:00 AM Pacific time
 2. Friday, March 20th at 5:30 PM Eastern, 4:30 Central, 3:30 AM Mountain, 2:30 M Pacific time
 3. Saturday, March 21st at 10:00 AM Eastern, 9:00 AM Central, 8:00 AM Mountain, 7:00 AM Pacific time
 4. Saturday, March 21st at 11:30 AM Eastern, 10:30 AM Central, 9:30 AM Mountain, 8:30 AM Pacific time
 5. Sunday, March 22nd at 3:30 PM Eastern, 2:30 PM Central, 1:30 PM Mountain, 12:30 PM Pacific time
 6. Sunday, March 22nd at 5:00 PM Eastern, 4:00 PM Central time, 3:00 PM Mountain, 2:00 PM Pacific time
(*please note that there is a maximum limit of 250 students in any one session above*)

Over ►

To join one of these training sessions, point your browser to gotomeeting.com and click the “Join” button located at the top right corner of the window.



Enter the number **933146965** in the Meeting ID box, then click the “Join” button.



If you are **vocational, practical or Associates degree nursing student** we would ALSO like you to attend a separate call for some training on special nursing software you will be using.

1. Friday, March 20th at 3:00 PM Eastern, 2:00 PM Central, 1:00 PM Mountain, noon Pacific time
2. Friday, March 20th at 7:00 PM Eastern, 6:00 PM Central, 5:00 PM Mountain, 4:00 PM Pacific time
3. Saturday, March 21st at 3:00 PM Eastern, 2:00 PM Central, 1:00 PM Mountain, noon Pacific time
4. Saturday, March 21st at 6:00 PM Eastern, 5:00 PM Central, 4:00 PM Mountain, 3:00 PM Pacific time
(please note that there is a maximum limit of 250 students in any one session above)

To join one of these training sessions, point your browser to gotomeeting.com and click the “Join” button in the top right corner of the window. Enter the number **933146965** in the Meeting ID box, then click the “Join” button.

4.) Who can I reach out to for help?

- As always, your first point of contact is your instructor. You can reach out to your instructor through your Canvas course with either the “Chat” function or the “Inbox” function
- You can reach your Program Director at your campus by calling the campus or sending an email
- Click the help menu on the left of the Canvas window. From this menu you can “Ask your instructor a question,” “Call the Canvas support hotline (855) 556-6530,” “Chat with Canvas Support” and other options
- Call your campus and ask to speak to the Online Champion for assistance

